

CENTURIO COLLECTION

INSPIRATIONAL SINKS AND APPLIANCES



REGINOX

KON

FOR BETTER LIVING

Designed with the Kiwi householder in mind, stylish yet functional our sinks and appliances are built to last.

2021 COLLECTION



INSTANT HOT WATER TAP



TAPWARE



SINKS & ACCESSORIES



HANDLES



COOKING APPLIANCES



VENTILATION APPLIANCES

The team of designers and engineers at Ikon are guided by four key concepts: **Reliability, Performance, Function and Style.**

Our sinks are built to last a lifetime. All our products undergo rigorous stress and safety testing in working kitchens before they are added to our range.

No product leaves our premises before passing our strict quality control, including not only checks on finish quality but equally important on functionality.

We believe in superior after sales support. Should anything go wrong with your product, be assured that our nationwide network of fully trained service technicians are there to help.

Things to consider when choosing a sink:

Size of your kitchen

If you have a small or extremely large kitchen, make sure your kitchen sink matches. If you have a large sink in a small space, the human eye will head directly to the sink instead of seeing the kitchen as a whole. Or if you have a large kitchen and you place a small sink in that space you will achieve the same result.

Design of your kitchen

From a country theme kitchen or a modern kitchen, the sink can influence the overall look of the kitchen. Colours also play an important factor in the overall cohesive design you are wanting to achieve. Going with a black and white theme, and by using a black or white sink reinforces the look. If you have a lot of stainless steel appliances that are forefront and make a statement in your kitchen, a stainless sink is more appropriate.

Benchtop material

Solid Surface

Solid surface benchtops are the most versatile option for mounting your sink and is the preferred option for under mounting (where the sink is fixed under the benchtop).

Laminate

If you have chosen a laminate benchtop and wish to under mount we recommend asking your fabricator for an Ikon sink collar as most fabricators will now refuse to under mount sinks into laminate (as laminate is extremely thin) and if they do, they don't tend to offer a warranty. These collars enable the sink to be mounted below the laminate surface, providing a smooth transition between sink and benchtop. The resulting finish adds a streamlined, contemporary appearance to your work surfaces.

Stainless Steel

If you have chosen a stainless steel benchtop then we recommend any handmade sink as they are 1.2mm thick (stainless fabricators prefer thicker material). This gives the appearance of your sink and benchtop as one complete unit, although most of our range (except Dakota) can be welded.

Dimensions of your cabinet size

If you only have a 60cm cabinet under your sink then you are limited to a single bowl or single bowl and drainer. It is very difficult to put a double sink into that space. It is important you discuss this with your kitchen designer to make sure that once designed this does not affect your choice of sink, especially if you are looking at two bowls in your sink.

How you currently use your sink

Changing the layout of your existing sink will require a behaviour change while you work in the kitchen. If you are used to a double bowl and you then go to a single bowl, without a waste disposal then it could be slightly frustrating for you, so make sure that extra thought is given if reducing in size or quantity.

Spend some time with your kitchen designer to discuss the kitchen sink. People spend thousands of dollars and hours researching their benchtop but spend very little time discussing and researching the kitchen sink yet we spend just as much time, if not more, at our sink than we do working on our benchtop.

**Ask a professional if you are not sure.
For more information visit our website:**

www.ikon.nz

"For the team at Ikon, the benchmark of success is when our customers come back and our products don't."



OTHER CONSIDERATIONS

Top, flush or under mount?

TOP MOUNT

Top mount sinks are installed from above into a pre-prepared hole in your benchtop.

FLUSH MOUNT

Flush mount sinks feature a single thickness edge allowing it to sit flush against the benchtop material.

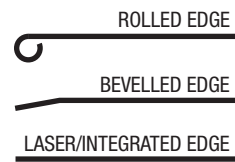
UNDER MOUNT

Under mount sinks are installed underneath the worksurface so a solid surface worktop, such as granite or wood, is recommended. They are not generally compatible with laminate.



Rolled, bevelled or laser/integrated edge?

Some of our Reginox sinks give you the option of either a rolled (R) or laser (L) edge. When selecting a top mount sink, a rolled edge gives a traditional look and lifts the sink slightly higher off the benchtop, while a laser edge gives a seamless, flatter profile.



Which cabinet size?

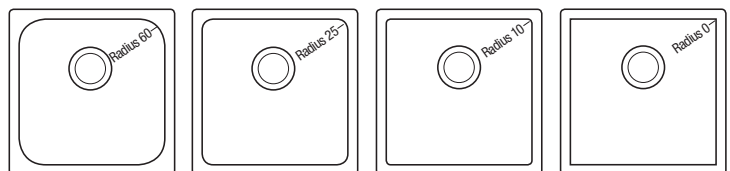
It is very important to know your cabinet size before deciding on a sink as it will impact the size and style. Start with the cabinet size and deduct 36mm for the sides (it comes in different sizes by 12,16 or 18mm board but 36mm is a figure that generally you are safe with). If you have a 600mm cabinet, deduct 38mm and you're left with 562mm of useable space. When choosing a sink to undermount take the overall length of the sink, however when top mounting you can just use the measurements of the actual bowl(s). It is always ideal to allow some room either side of the sink for the electrician to equipotentially bond your sink or the plumber to plumb it, working in a cabinet where the sink is at capacity and leaves little room on either side can come with its own set of issues. NOTE: if you choose a reversible sink and are top mounting it, ensure you also allow for the overflow (positioned at the side of the sink).

Pressed or handmade?

Pressed bowls are made from drawing the bowls shape out of a sheet of stainless steel and pressing it into a model to get its shape, while handmade (or fabricated) bowls are made by folding their shape and welding its sides. Sinks can be manufactured from different thickness stainless steel, generally the thicker the steel, the more expensive the sink becomes. Most Ikon sinks either come in 1.0mm or 1.2mm high grade 304 stainless steel. 1.2mm thick stainless steel sinks are suitable for both commercial and residential use.

Which corner radius?

Essentially, the larger the radius, the rounder the corner. Most of our line drawings refer to the internal (inside) corner radius but you will occasionally also see the external (outside) radius corner mentioned. A 'radius 10' corner is ideal as you can fit your fingers down into the corners for cleaning. A tighter radius corner than 'radius 10' will require more effort.

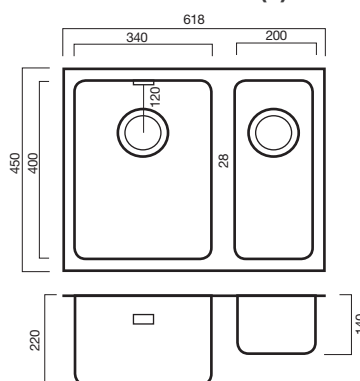


Left, right or reversible?

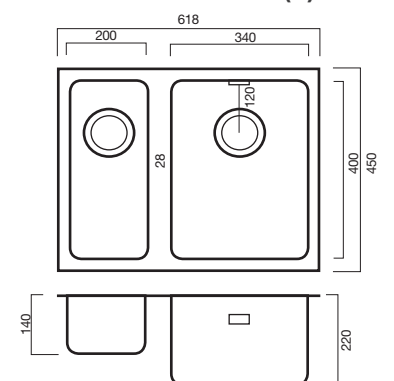
When we refer to a sink being left (L) or right (R) we are specifically referring to the main (largest) bowl on the sink. This has no bearing on the drainer (when applicable).

Reversible sinks have their waste(s) in the centre and overflows to the side of the bowl which means they can be turned either way.

EXAMPLE OF A LEFT (L) SINK:



EXAMPLE OF A RIGHT (R) SINK:



CENTURIO


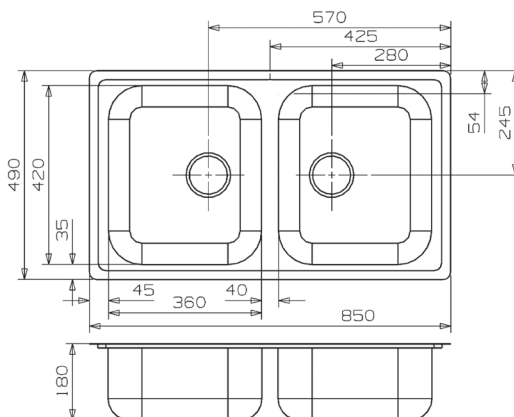
ELEVATE YOUR KITCHEN
UNDENIABLE & REFINED
PRECISION & PRIDE



- Can be top, under or flush mounted (refer to your fabricator)
- 304 High grade Stainless Steel
- Polished finish
- Standard Reginox overflow
- Comes complete with clips (if top mounting), basket waste and overflow
- Lifetime warranty


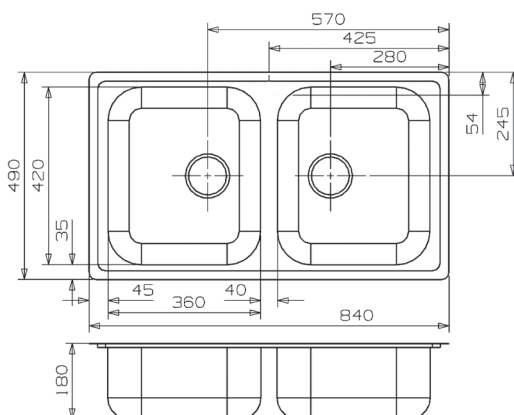
CENTURIO 20 IK720030 R (Rolled)

Suggested cabinet size: 80mm
Internal dimensions (mm): 360 x 420 x 180
360 x 420 x 180
Internal radius (mm): 80
Stainless steel grade: 304
Other considerations: Polished




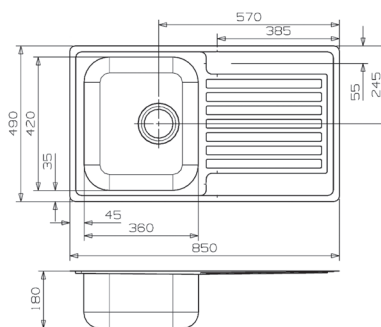
CENTURIO 20 IK720030I (Laser)

Suggested cabinet size: 80mm
Internal dimensions (mm): 360 x 420 x 180
360 x 420 x 180
Internal radius (mm): 80
Stainless steel grade: 304
Other considerations: Polished



CENTURIO 10 IK710160I (Laser)

Suggested cabinet size: 45mm
Internal dimensions (mm): 360 x 420 x 180
Internal radius (mm): 80
Stainless steel grade: 304
Other considerations: Polished

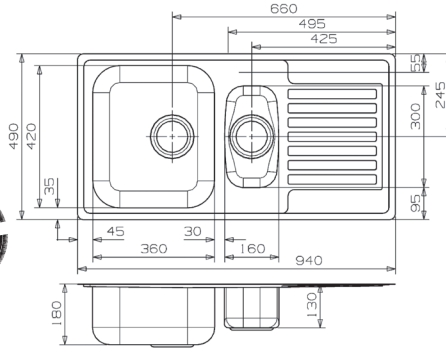


ACCESSORIES

CENTURIO 1.5 IK723143I (Laser)

Suggested cabinet size: 60cm
 Internal dimensions (mm) 360 x 420 x 180
 160 x 420 x 130

Internal radius (mm): 80
 Stainless steel grade: 304
 Other considerations: Polished



AC015



AW112



AD103



AI999



AW115

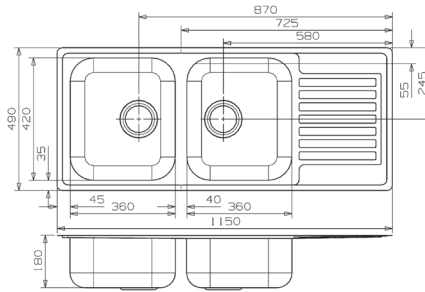


PS100

CENTURIO 30 IK720118R (Rolled)

Suggested cabinet size: 80cm
 Internal dimensions (mm) 360 x 420 x 180
 360 x 420 x 180

Internal radius (mm): 80
 Stainless steel grade: 304
 Other considerations: Polished



AW112



AD103



AI999



AW115

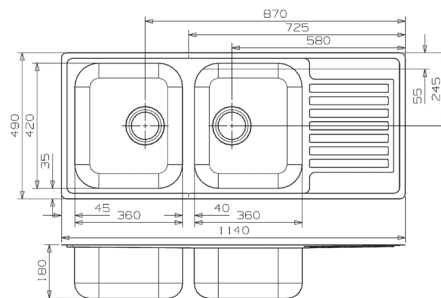


PS100

CENTURIO 30 IK720118I (Laser)

Suggested cabinet size: 80cm
 Internal dimensions (mm) 360 x 420 x 180
 360 x 420 x 180

Internal radius (mm): 80
 Stainless steel grade: 304
 Other considerations: Polished



AW112



AD103



AI999



AW115



PS100

Add a *splash of colour*
 with our waste & overflow options

Ikon are excited to be able to now offer stainless steel sinks with iKolor-ed wastes and overflows.

An ideal option for adding a splash of colour for a more subtle result.

Purchase **overflows** and **wastes*** in any of the 24 standard iKolor options.

**Waste & overflows must be purchased with an Ikon sink, cannot be purchased on their own. iKolor-ed wastes and overflows are available through any of our trade partners.*

The only limit is your imagination.

www.ikon.nz



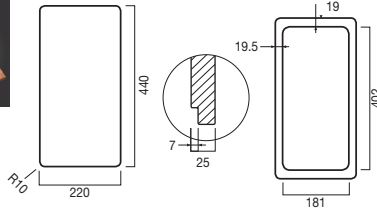
Sinks by Collection

REGINOX ACCESSORIES

Chopping board




AF143
Fits all Ohio & Texas sinks



Cleaning



A1999
We recommend Inox cream for cleaning of your Reginox sinks



R34507
Use Regi-Clean oil coating to protect your sink from marks & stains



R34491
Use Regi-Clean descaler for cleaning of your Regi-Granite sinks, taps & worktops

Drain & waste disposal fixtures




AW115
Fits all round waste Reginox sinks



SQUARE FLANGE
For Texas & Nevada sinks



AW206
Fits Texas & Nevada sinks. Only required for Insinkerator waste disposals.




PS100

Pop up wastes




AW112
Round waste Pop Up

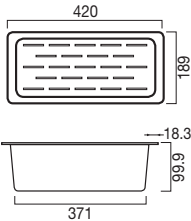


AW118
Square waste Pop Up

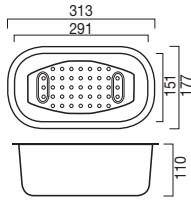
Drainers & Strainers



AC001
Fits all Ohio, Texas & Nevada sinks




AC015
Stainless steel colander



AC003
Clear plastic colander
292x150x110mm (LxWxH)

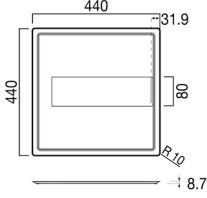
Wire rack



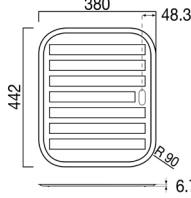
AD103
Fits IB, Comfort & Centurio sinks
350x324x120mm (LxWxH)



R29657
Elite drainer tray
440mm x 440mm



R29664
Comfort drainer tray
380mm x 442mm




PANAMA SPACE SAVING SYPHON - M2535

Complete waste system with integrated rubber valve which takes over the function from a standard trap.

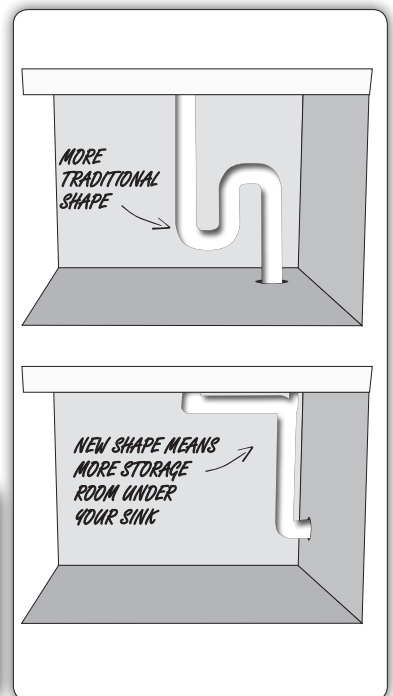
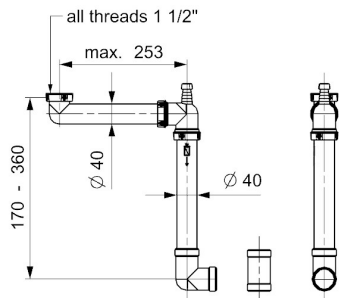
The Panama is suitable for both new and already installed sinks.



reddot award 2016
honourable mention



MORE STORAGE ROOM WITH THIS REVOLUTIONARY NEW SHAPE!



Integrated rubber valve

Water pushes the integrated rubber valve to one side to then be discharged into the drain.

Afterwards the rubber closes the trap again so that smells don't linger and water doesn't come back up.

GENERAL WARRANTY INFORMATION

Ikon Commercial Limited (Ikon), as a NZ importer, hereby warrants (subject to the exclusions and conditions set out below) to the consumer (the consumer) of the brands of sinkware supplied directly or indirectly by or from Ikon that the product (the product) shall be free from manufacturing defects in materials or workmanship for the period of time specified on each product category from the date of original purchase of the product from Ikon or from the retailer (as the case may be).

Subject to the below mentioned exclusion and conditions, the obligations of Ikon under this warranty shall be limited to either of the following (at Ikon's sole option):

1. To without charge repair or replace the defective Product (or the defective parts thereof) and to reinstall the repaired or replaced product (or to pay reasonable costs of installation):

or

2. To refund the Consumer the original purchase price for the defective products:

AND such repair, replacement or refund shall constitute fulfilment of all of Ikon's obligations under this warranty. To the extent permitted by law Ikon will not whether by virtue of this warranty or otherwise be liable for and hereby disclaim any liability for any incidental, economic or consequential loss, expenditure or damage, directly or indirectly suffered by the Consumer or any other person in respect to any defect in the Product.

This warranty does not apply if:

1. The Product has been installed, used or cared for in any improper manner or otherwise contrary to any specifications, instructions or recommendations contained in any brochure or materials supplied on the original purchase of the product.

2. Any attempt is made to repair or modify the product in any way by any person without written authority of Ikon.

3. Installation of the Product has occurred without regard to the installation instruction provided and full consideration is given to all regulatory codes covering electrical, gas and plumbing installations.

4. That this warranty does not extend to:

- a) light globes and filters of any ages on rangehoods;
- b) Transportation or travelling costs involved in the repair when the product is installed outside in rural areas.
- c) damage to the ceramic glass caused by liquid or solid spillover, lack of maintenance or impact;
- d) damage to surface coatings caused by cleaning or maintenance using products not recommended by the owners handbook;
- e) defects caused by normal wear and tear, accident, negligence, alteration or misuse, and "act of God"

f) The Product is not in the possession of the original Consumer;

g) The Product has been dismantled, repaired or serviced by other than an authorised Ikon service person.

5. All stainless steel sinks must be bonded to the general mass of earth. In situations where it is not required for electrical compliance it must be done for the purpose of equipotential bonding.

6. A claim under this warranty is not notified in writing to Ikon within a reasonable period after the defect in the Product would have become apparent to a reasonable person.

If a service call is required and it is not a result of either faulty materials or workmanship, then Ikon or the service agent will charge the customer directly for the service call out. All warranties must go through the approved warranty process. No warranty claims may be expressed or implied by any party other than the warranty claims.

Any claim under this warranty must be made in writing to Ikon (info@ikon.nz) and must be supported by reasonable evidence of the date of original purchase of the Product and suspected defects in the Product must be made available for inspection by Ikon or its authorised representatives.

Nothing in this Product warranty shall override or negate any statutory right or remedy that may be available to the Consumer under the Consumer Guarantees Act 1993, except where the Consumer has acquired Product for the purposes of business or commercial use.

Official decisions will always be made in writing once a claim is fully investigated. Please refer to our website for latest updates and warranty conditions.

8. All Ikon product dispatch will have manuals and installation instructions installed, please make sure these are read and retained. If these are missing from your product please contact your supplier/installer or download these from our website.

Disclaimer

Ikon Commercial Limited, is constantly seeking ways to improve the specifications, design and production of the Product. Alterations take place continually. Whilst every effort is made to produce up to date literature, brochures should not be regarded as an infallible guide to the current specifications, nor does it constitute an offer for the sale of any particular Product.

Product cutouts indicated in our literature are indicative only. Actual examples of the Product only should only be used to define cutout sizes. Distributors, agents and retailers have no authority to bind Ikon by any express or implied undertaking or representation.

Please refer to our website for more information and the most up-to-date information around warranties and stock availability.

www.ikon.nz

TERMS OF TRADE & GENERAL WARRANTIES

GENERAL INFORMATION: Supply of goods is subject to Ikon® Commercial Ltd terms of trade.

Current Terms of Trade are available from the website or from contacting Ikon.

All Kleenmaid, PITT and Flow-Ins products require payment before dispatch. For hassle free warranty on all appliances please supply customers name, phone number, address and email address with these orders.

While every effort is made to check our products we recommend all products, measurements and colour matches be checked against the actual product to be installed.

Colour swatches are used as a guide only and we will not be responsible for any colour changes from one batch to another. Please ensure your customer is happy before installing.

Distributors, agents and retailers have no authority to bind Ikon to any decision regarding supply or warranty claim nor any products fitness for particular use. Title of goods will remain with Ikon® Commercial until paid for in full.

FREIGHT POLICY: All products except accessories are shipped free of charge to anywhere in New Zealand.

Allow 2-3 working days for delivery outside of central Auckland and Hamilton. Please ensure all product is checked before signature is given to the courier. To submit a claim, please ensure you notify us within 24 hours of receipt of product.

RETURNS POLICY: All returns must be approved by customer services. Please contact us on 0800 83 83 84 for us to issue a RA number for return of the product.

Please provide serial number of product which is located on the outside of the box or on the product. Product returned without an RA number will not be accepted for credit and returned at your cost.

There will be no returns for PITT, Kleenmaid, iKolor and Ikon appliances unless special circumstances apply. In these cases we will consider a return and a freight charge will apply on top of a restocking fee.

There will be no returns for iKolor as iKolor is a custom made product so once order has been placed in manufacture this order cannot be cancelled or returned.

No returns will be accepted after 3 months from order date. Any product modified for the customer, including iKolor cannot be returned.

IKON SINKS	WARRANTY	IKON APPLIANCES / OTHER	WARRANTY
Stainless Steel Sinks	Lifetime*	Instant Hot Water Taps	2 years
iKolor™	5 years. The warranty is with the original purchaser and cannot be transferred.	Tapware (Series 2)	2 years
Quartz Granite	10 years	Tapware (Original Series)	5 years
		Handles	12 months
		Air Switch	12 months
		Rangehoods / Ovens / Hobs	2 years
		Ducting	12 months
REGINOX	WARRANTY		
Coloured Stainless Steel	5 years		
PITT cooktops	5 years		
KLEENMAID	WARRANTY		
All appliances	3 years		


*Lifetime being 50 years

Warranty starts from the date in which the product is invoiced. A copy of the invoice is required before warranty is undertaken. If you have a warranty enquiry for our products, contact us directly on 0800 83 83 84, for greater efficiency and accuracy. If we can not find the invoice through our system, we may contact you to request it.

For further information, visit: www.consumerprotection.govt.nz

For New Zealand customers:

Please remember that the warranties on offer from Ikon are offered to you, the consumer, as a "manufacturers warranty". You may still have rights or remedies under the Consumer Guarantees Act that are not defined in our "standard warranties". Nothing in our warranty documentation or any other document can remove any rights you have under the CGA.



Our showroom is located at: 12-14 Charlies Way, Frankton, Hamilton.

phone 0800 83 83 84 fax 0800 83 83 85 email orders@ikon.nz website www.ikon.nz
Available from:



VERSION ONE 2021