

FLOW IN: INDUCTION HOB & EXTRACTION HOOD COMBINED

"We love working with the Flow-In because it gives us the freedom to design kitchens to the new open plan living requirements of modern homes but also works well for small kitchens. With the advantage of the downdraft, the cooking can easily be done on the island facing towards the living room, where the family meets, and friends are entertained. This is what makes the kitchen the heart of a home."

Annett Todt, Living Design



...

Air extraction that can be directed by 80 degrees to the left and right

The hob and hood integrated in one body enables practical installation

Easy cleaning thanks to the detachable inner body

The angled panels maximise the extraction performance on both cooking zones and they hide the filter details to ensure minimal appearance

Integrated extraction – Hi -performance extraction system quickly removes the fumes from your cooking surface

Their charcoal filters can be regenerated in the oven (200°C for 40 minutes)

FLOW IN: INDUCTION HOB & EXTRACTION HOOD COMBINATION

- Cooking odours are suctioned directly downwards from the hob into the extractor hood
- Not only for conventional kitchens, but also island units, where it may not be possible to install a traditional extractor hood.
- Can be flush mounted into your worktop.
- The hood is easy to remove and provides direct access to the stainless steel filter which means easy cleaning.

FREE FLOW 3416

Inox Extractor

Black tempered glass cooktop

Touch and slide controls

4 cooking areas on induction hob surface

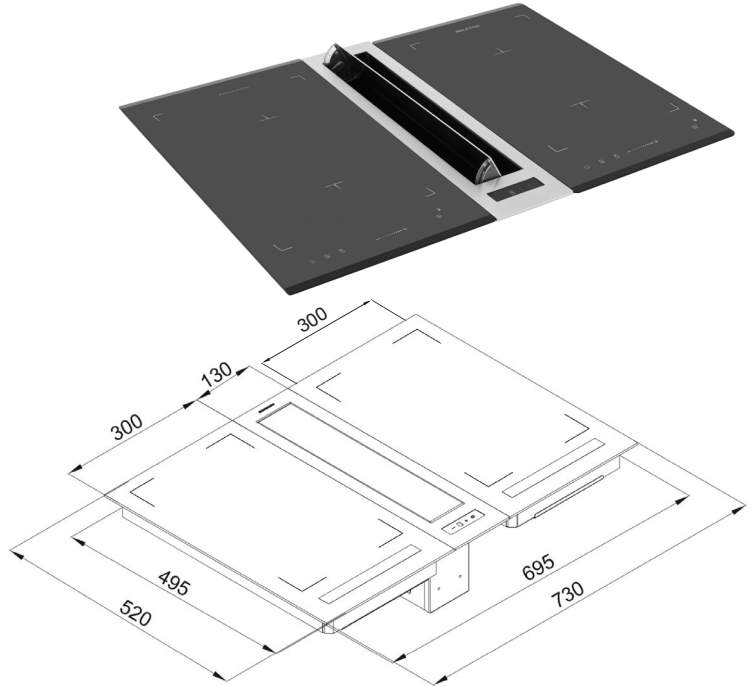

Washable and easily cleanable internal chamber

Aluminium cassette filters (dishwasher safe)

150mm outlet with 120mm converter

Comes complete with remote motor

Elegant and ergonomic design



*BOTH THESE EXTRACTORS
CAN ALSO BE ORDERED AS
EXTRACTOR AND ONE HOB*

**Carbon & recirculation filters (optional)
available as accessory**

DOUBLE FLOW 3417

Black & Inox Extractor

Black tempered glass cooktop

Touch and slide controls

4 cooking areas on induction hob surface

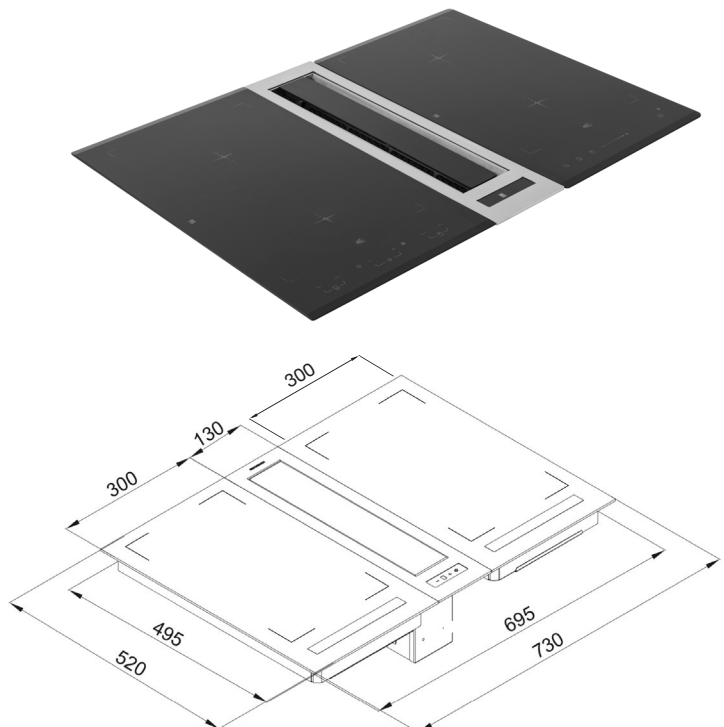
Washable and easily cleanable internal chamber

Aluminium cassette filters (dishwasher safe)

150 mm outlet with 120mm converter

Comes complete with remote motor

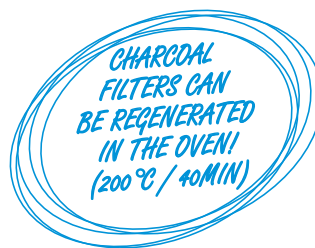
Elegant and ergonomic design



We recommend Naber ducting to reduce noise and increase flow

FLOW IN 3413.2

Inox Extractor



*CENTRE EXTRACTION
PIECE COMES IN EITHER
STAINLESS OR BLACK**

Black tempered glass cooktop

Four speed

Four zones

Surface induction

Touchscreen

Timer function for all elements

Cleaning indicator

Stainless steel filters

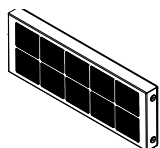
Can be recirculated*

Integrated flow-in extraction

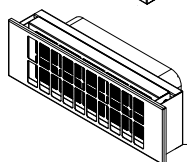
Can be flush mounted

- Easy-clean induction cooktop
- Horizontal touch control, LED display
- Safety lock
- 9 power levels
- Bridge function for left front and rear zones
- 4 timers simultaneously usable
- Auto adapt (heating area adapts itself to the pot)
- Auto-stop (in case of inadvertent start, long absence, over heating)
- 4 Residual heat indicators (2 super boosters)
- Front left heating zone 210 x 177mm 1400/2000W (booster)
- Rear left heating zone 210 x 177mm 1400W (booster)
- Rear right heating zone 210 x 177mm 2300/3000W (booster)
- Front right heating zone 210 x 177mm 1400W (booster)
- 7100W, total power consumption

ACCESSORIES AVAILABLE:



Filter (one)
YM974.3413.04



Recirculating vent
YM974.3413.03

*Recirculation kit must be ordered separately. Can also purchase recirculating vent YM974.3413.03 (see above). To change rangehood panel to glass from stainless must also be ordered separately.

Cutting size of the countertop: 750 x 490 mm



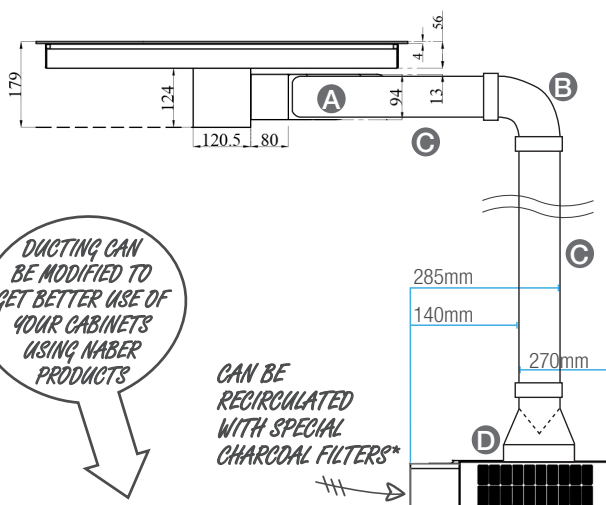
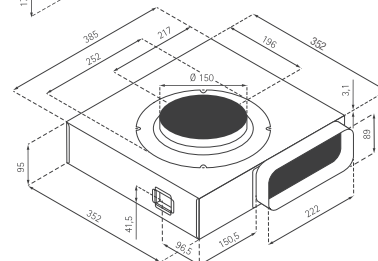
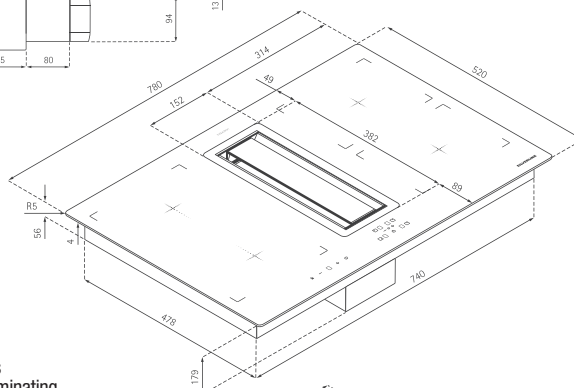
The rotation of the exhaust air box helps in guiding the air exhaust connection towards the left or the right.



With the air filter, purified air is redirected into the kitchen, eliminating the risk of moisture damage and mould in the cabinet and base

Base motor

Connection to the motor by way of a round tube, with a diameter of 150mm; exiting the motor with a flat duct of 222 x 89mm. The rotation of the motor in all directions helps push out the exhaust air




*DUCTING CAN
BE MODIFIED TO
GET BETTER USE OF
YOUR CABINETS
USING NABER
PRODUCTS*

*CAN BE
RECIRCULATED
WITH SPECIAL
CHARCOAL FILTERS**

270mm to
back of cabinet
when ducted to
back vent
(no clearance
given for duct
vent out back)

We recommend Naber ducting to reduce noise and increase flow



Code: N404.3.003



Code: N404.3.004



Code: N404.3.001



Code: N404.3.006

3413.2, 3416 & 3417 DUCTING OPTIONS

Depending on cabinet and benchtop size, you CAN have cooking appliances or drawers underneath your flow in. Contact your joiner to find out how.

CAN BE DUCTED
LEFT OR RIGHT



Flawless integration of the induction hob and hood
Hi-performance extraction system quickly removes the fumes from your cooking surface